

FBV42 Flanged Ball Valve Class 300

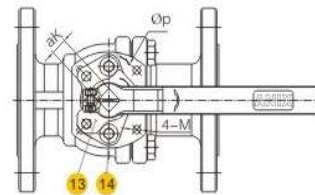
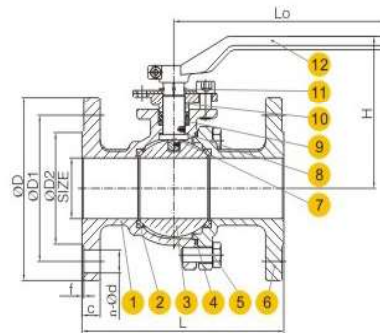


GENERAL CHARACTERISTICS

- Full Port
- Blow-Out-Proof Stem Design
- API 607 Firesafe
- Anti-Static Device
- Design Standard: ASME B16.34
- Face-to-Face: ASME B16.10
- Flange Dimension: ASME B16.5
- Test Standard: API 598

WORKING CONDITIONS

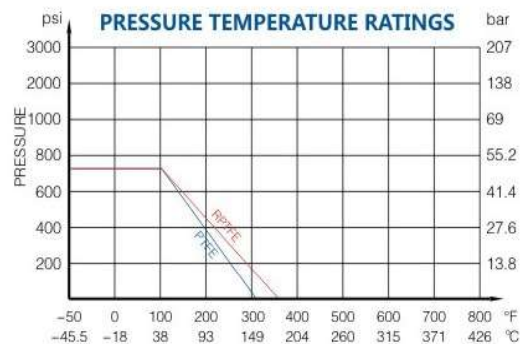
- Working Pressure: ANSI Class 300
- Temperature Range:
 - -20° to 302°F - PTFE
 - -20° to 356°F - RPTFE
- Applicable Medium: Water, Oil, Gas



MATERIALS LIST

14	BOLT	2	A193 B7	A193 B8
13	STOPPER	1	SS304	SS304
12	HANDLE	1	Steel	Steel
11	SNAP RING	1	SS304	SS304
10	GLAND	1	A216 WCB	A216 WCB
9	PACKING	-	GRAPHITE	GRAPHITE
8	STEM WASHER	1	R-PTFE	R-PTFE
7	STEM	1	A276 316	A276 316
6	BONNET	1	A216 WCB	A216 WCB
5	BOLT	-	A193 B7	A193 B8
4	GASKET	1	SS+GRAPHITE	SS+GRAPHITE
3	BALL	1	SS316	SS316
2	SEAT	2	R-PTFE	R-PTFE
1	BODY	1	A216 WCB	A216 WCB
No.	DESCRIPTION	Q'TY	MATERIAL	

Note: Please contact us for other material requirements.



DIMENSIONS- Class 300

SIZE	L	D	D1	D2	C	f	n-Ød	Lo	H	K	P	M	Weight(lb)	Torque(lbf · in)
1/2"	5.51	3.74	2.63	1.37	0.59	0.06	4-Ø0.63	5.12	3.27	0.35	1.65	M0.20	4.41	88
3/4"	5.98	4.53	3.25	1.69	0.63	0.06	4-Ø0.75	5.12	3.5	0.35	1.65	M0.20	7.17	133
1"	6.5	4.92	3.5	2	0.71	0.06	4-Ø0.75	6.3	3.66	0.43	1.97	M0.24	8.82	177
1 1/4"	7.01	5.32	3.87	2.5	0.75	0.06	4-Ø0.75	6.3	3.82	0.43	1.97	M0.24	13.23	230
1 1/2"	7.48	6.1	4.5	2.87	0.83	0.06	4-Ø0.87	7.87	4.69	0.55	2.76	M0.32	17.64	336
2"	8.5	6.5	5	3.63	0.91	0.06	8-Ø0.75	7.87	5	0.55	2.76	M0.32	24.25	486
2 1/2"	9.49	7.48	5.87	4.13	1.02	0.06	8-Ø0.87	9.45	5.43	0.55	2.76	M0.32	33.07	840
3"	11.1	8.27	6.63	5	1.14	0.06	8-Ø0.87	10.63	6.61	0.67	4.02	M0.39	47.4	1327
4"	12.01	10.04	7.87	6.19	1.26	0.06	8-Ø0.87	12.6	7.48	0.87	4.02	M0.39	74.96	2653
5"	15	11.02	9.25	7.31	1.38	0.06	8-Ø0.87	21.65	-	Ø1.22x0.83	4.02	M0.39	-	5306
6"	15.87	12.6	10.63	8.5	1.46	0.06	12-Ø0.87	25.59	-	Ø1.54x1.06	4.92	M0.47	-	8402
8"	19.76	14.96	13	10.63	1.65	0.06	12-Ø0.98	31.5	-	Ø1.77x1.26	5.51	M0.63	-	18572